



KACHEMAK BAY WATERCOLOR SOCIETY Newsletter

AUTUMN 2010

P.O.Box 98
Homer, Alaska 99603
E-MAIL: kbws99603@gmail.com

VIEW the KBWS NEWS in COLOR on our blog <kbwsalaska.blogspot.com>
or at the Fireweed Gallery website <www.fireweedgallery.com>

AUTUMN morphs with colors and an attitude



Mike Murray's garage. Note fall colors still vivid!!!

"real" Alaskan winter arrives with its tootsie-freezing temperatures. Stay tuned. Will Mike Murray's new garage weather the season?

As I sit and write a nasty storm is taking the landscape by force. It lashes out at trees while our house shutters on its pilings. Thick wet flakes of snow tumble and mix with raucous wind-driven rain. I hustle to the wood pile as snow packs quickly on to all available surfaces. But I refuse too give into the "W" word.

For a brief moment today, in the midst of the tumult, a single tasty morsel of light slipped through the endless cloud cover. Leaves, dripping with water, glistened and sparkled. Ah, moments that awaken creative imagery. I wandered outside, fascinated by the rich yellows juxtaposed against the ever darkening tempest.

Autumn is morphing into (winter) with an attitude, and we are as desperate to capture the essence of its ever changing colors and demeanor as we are frantic to finish off projects before the

Upcoming Programs for 2010

EMAIL PROGRAM UPDATES are available if you are online. If you are a computer-free family, please contact:
Program co-chr. Mike Murray @ 235-0120 or Paula Dickey @ 235-7953

NOV 6 Sat 12-4 PM

***"Upclose an Personal with Opaque and Transparent Paint"
and a short Memorial Tribute to
Claudia Lamb through her wonderful paintings***

Bring a favorite object to use as a subject, watercolor gear and snacks. For additional information contact: Michael Murray 235-0120

Look for more information on "Behind The Scenes" page and on-line as date approaches.

DEC

KBWS CHRISTMAS PARTY. at Trina Fellows home. Date and time TBA.

WE ARE LOOKING FOR NEW BOARD MEMBERS ...

NEW PROGRAMS, FRESH IDEAS!!!

Please consider participating in our OPEN BOARD, as we expand to meet the needs of our members. Officers are chosen within the Board Member ranks. Contact: Nina Burkholder 235-2631

A Dance With Color

“Sharon Towle watercolor workshop” by Michael Murray

Sharon Towle’s watercolor workshop “A Dance With Color” was well attended with over 20 participants from Homer, Soldotna, Kenai and Anchorage and as far away as Green Valley, Arizona.

Towle is a friendly, cheerful, and excellent watercolorist who produces works with amazing brilliant clean color. She leans toward transparent pigments and away from any “dirty” colors as she calls them. The colors she

recommended were just some of her favorites but she was in no way tied to them and often used others in conjunction with them. She did tell everyone that “Opera” was a must to have.

Thursday night we were to bring examples of our work to share during our getting to know each other session. Those who brought something in were rewarded with a surprise tube of Opera – compliments of Lynda owner of Picture Alaska and participant in the workshop. Delightful nametags were individually made by Bev Macy for each participant to wear throughout the workshop. The large conference room at Lands End gave everyone room to spread out and the view (when not fogged in) was spectacular and when fogged in was thrilling as we thought the Tustumina might just end up in the room when it blew it’s horn just a few feet from the hotel coming in for docking the next morning.

Saturday and Sunday we all painted. We were asked to come with drawings already completed from photos Sharon provided. She spent time explaining her technique and background, which was originally in commercial art. Her paintings come together much like a puzzle. She under lays her shadows and then glazes over to get the effects she wants. She tends to use smaller brushes and not a lot of water. She did not stretch her paper as she did not do large washes and paper remained fairly dry. She asked everyone to try her techniques for the workshop, “If you don’t like them, then you don’t have to do them after Sunday” (a way to encourage people who might be wanting to do their own thing to try hers for the weekend).

The group was very compatible and soon people were sharing ideas, paint, exchanging ATC ‘s (trade cards), and just enjoying the time together and painting. Most people completed two paintings or at least one and another well on the way. People were also encouraged to bring works they might be struggling with to get ideas and input from others. It was great to have the energy from our out of town artists joining us and to see what they were and are doing.

The workshop over all was well organized, the space was great, and the results produced quite exciting. Sharon was fun, very “California” and shared her paintings and stories of her lifestyle near L.A. Sharon uses Arches 140# BRIGHT white paper instead of regular paper, its brightness making the transparent color glow with greater luminosity. Initially she was to get better reproductions, as she makesher income on prints. A commercial art background lead her to the bright white paper. She also paints on what she calls the smooth side - CP watercolor paper has two textures, one smoother side leaning toward hot press but with greater absorbing qualities.



Annella Campbell



Mirror reflection of Sharon Towle demo





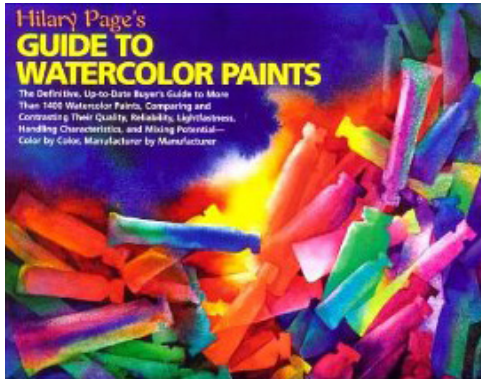
A Dance with Color



*Thanks Bev Macy
and others for
making this all go
so smoothly.*

Behind the Scenes

A Guide to Watercolor Paints



by Hilary Page

a little preview review by Michael Murray

While at the Towel workshop an interesting book owned by one of the artist participants was being passed around called The Wilcox Guide to the Best Watercolor Paints. When my sister Annella and I looked it up, it appeared out of print and running about \$135 for the used version (I later found a new one for \$35). In some of the reviews of this interesting book there were criticisms of it being out of date (1970) with changes and also some question of accuracy. Some responses suggested Hilary Page's Guide To Watercolor Paints as being both more current and more accurate in a scientific sense. I checked

this out and found an excellent web page of Ms. Page's books and DVD's just by entering her name on Google. I purchased a personal copy and one for the KBWS (based on a number of 5 star reviews by people who had read or owned the book). Both books arrive autographed by the author. This guide, published by Watson Guptil, is available directly from the author at about the best price I have found (including used from Amazon) so I figured - go to the source. She sent the order out promptly and honored the reasonable shipping rate (she used library/media rate which often is slow but was not this time) even for Alaska, which I appreciated. She updates her book on a regular basis on line and even provides an email link in case questions arise. The book provides "a definitive, up-to-date buyers guide to more than 1400 watercolor paints, comparing and contrasting their quality, reliability, light fastness, handling characteristics, and mixing potential - color by color, manufacturer by manufacturer." Price is \$21 with \$4 shipping for one item and \$1 shipping for additional items. A copy of this book will be kept in the "KBWS Claudia's Bookshelf" at HCOA so members can check it out. As I have been going through it, I think it will become a well-used resource in my own studio.

Transparent or Opaque or somewhere in-between



Annella Campbell painting at Workshop

At the recent Sharon Towel workshop Annella Campbell (Green Valley, Arizona) had a neat way of checking for transparency of paint. She simply takes a black magic marker and draws a line vertically down a strip of watercolor paper. Then she paints a horizontal line of pigment crossing the black line in the process. The paint will either allow the black to show through (transparent), leave some color with black showing (translucent) or cover the black (opaque). Since Sharon was noting she worked in transparent color,

Annella tested her own paints at home to determine which ones were transparent, and left her other paints at home. While many paints are identified as transparent, this is a good way to double check. Adding water will also increase transparency in many cases.

Experiencing YUPO paper/ with Jan Thurston

October Paint Together




Jan Thurston has explored and developed ways to create with Yupo since her brain surgery nearly two years ago. She says "It's a whole new process that does not allow me to paint the way I have always painted and has taken me into a whole new fresh approach to watercolor."



When I paint I don't listen to music, I listen to what's inside me. I meditate and journal everyday". "There is a vitality, a life force, an energy - that is translated through you into action.... It is your business to keep it yours clearly and directly - to keep the channel open." (Martha Graham)

"Art is meant to find out what is inside you.....a wonderful way to free your creativity".(JT)



Yupo paper has a smooth synthetic surface. You never have to save whites. A damp brush lifts paint off the paper. Always have two waters, one to stay clean. Seek textural elements. Stand up when you paint and use a big brush. Get yourself out of your comfort zone. Start with a wet surface.

As long as the surface is wet you are still creating. Unlike watercolor paper, Yupo does not absorb the paint, so you can push and drag, lift and splatter. Paint in the rain....co-create with nature.

Kathy Drew



A BIG THANK YOU to Jan Thurston for sharing her love of painting and taking us all to the edge of our comfort zones and back again.

Bev Macy



Lynda Reed's big brush



SHOWS

Fireweed Gallery

OCT *Landed* acrylic paintings by local artist, Carla Klinker

NOV *Roots:grounding ourselves*, Jan Peyton & daughters

DEC *Landscape Photography*, Carl Johnson

www.fireweedgallery.com

Picture Alaska Art Gallery

OCT *Watercolor Paintings* by local artists

NOV *Kerry Kline* acrylic paintings

Susan DiFranzia handmade hats & scarves

DEC *Holiday Gift Show*

Bunnell Street Art Gallery

OCT *Woodcuts*, by USA artist in residence, Mike Houston

NOV *Karen Lowell*, fiber artist

DEC *Lynne Marie Naden*

www.bunnellstreetgallery.org

Ptarmigan Arts Back Room Gallery

OCT *Wax Squared*, encaustic paintings by members International Encaustic artists

NOV *Wearable Arts*, Fiber Arts Collective

www.ptarmiganarts.com

Anchorage Museum of History and Art

Alaska Watercolor Society www.akws.org

OCT -NOV 21 AKWS 36th Annual AKWS Juried Exhibition

Kenai Fine Arts Center

NOV *Kenai Peninsula Watercolor Juried Exhibition*

*Ongoing Works
at the KBWS Corner
Fireweed Gallery*



Kayaking the Cove by Donna Martin

Pratt Museum

OCT *RITZ Art and Adventure Show*

NOV 6 *ROARING RITZ:*

<http://www.prattmuseum.org>

Homer Council on the Arts

OCT *Carvings by Bill Kitzmiller*

HCOA maintains a calendar for arts events in Homer.
at <http://homerart.org>

Middle Way Cafe, Anchorage (next to REI)

OCT-NOV *Paintspot Retrospective Show ten years of works by over 30 artists of the Paintspot Studio*

<http://www.sonnebornart.com>

Creative Opportunities

OCT 9 : Chopin's Birthday and Concert at the BUNNELL ARTS GALLERY with JULIANNA OSIN-

OCT 15 HOMER COUNCIL ON THE ARTS Gallery concert with MILO MATHEWS

OCT 16 Andy Sonneborn: Pointillism, Blaines, Anchorage

OCT 28-30 : DEADLINE for submissions to Kenai Peninsula Juried Watercolor Exhibition

Submit entries in person to Kenai Fine Arts Center, 816 Cook Ave., Kenai. Open: 1 - 5 pm Thurs-Fri and 11am to 3 pm Sat; entry fee; <http://www.kenaifinearts.com/CallForArtists.htm>

OCT 30 12:00 PM - Bunnell Street Arts Center 2012 Exhibition Application Deadline

Bunnell Street Arts Center

Andie Thanes Workshops NOV 6-7: AUTUMN MAGIC: SURFACE DESIGN & ACCORDION BOOKS Lane Community College, Eugene, Oregon, Explore the elusive, creative space between care and wild abandon, as a way to conjure up the season's magic, while you make an autumn-themed accordion book.

Info & registration: lowdermilks@lanec.edu

NOV 19 : Shakespear at the Homer Council on the Arts <http://homerarts.org>

KENAI PENINSULA ART GUILD Calling for Vendors - booths are still available for the Arts & Craft Fair, Thanksgiving Weekend, Nov. 26 & 27, 10 until 5

Call: Gloria 394-1413 or email ghumble@gmail.com or KFAC 283-7040

Fairbanks Watercolor Society www.fairbankswatercolor.org

CLOSE TO HOME

JOIN IN THE FUN!
WE ARE LOOKING FOR NEW BOARD MEMBERS ...
NEW PROGRAMS and IDEAS!!!

Please consider becoming a BOARD MEMBER, as we expand to meet the needs of our members. Officers are chosen within the Board Member ranks. We meet once a month with friendship and laughter. Contact: Nina Burkholder 235-2631

Watercolor Paintings by various artists

Picture Alaska Art Gallery




"Floral"
by Donna Schwanke



"Secrets" by Donna Schwanke



"Still Life Study" by Lynda Reed




"Underneath the Surface"
by Georg-Anne Phillips



"Circling" by Georg-Anne Phillips



"Three Apples" by Melinda Hershberger



KACHEMAK BAY WATERCOLOR SOCIETY
P.O.Box 98 Homer, Alaska 99603

“Spend time alone every day.”

----- Dali Lama

Send news items by Jan 20 to KBWS, P.O.Box 98, Homer, Alaska 99603 or to marybeekbws@gmail.com. Thank you to all contributors and editors. Photos and reporting by Michael Murray, Marybee Kaufman, Donna Martin and Bev Macy.



watercolor painting
by Michael Murray

AUTUMN 2010 Calendar

NOV 2	Tues	Drop off new paintings and pick up old at Fireweed Gallery's KBWS corner by NOON
NOV 5	Fri	First Friday, KBWS corner, Fireweed Gallery 5-7 PM
NOV 6	Sat	KBWS Paint Together; <i>UP CLOSE and PERSONAL with opaque and transparent paint</i>
NOV 30	Tues	Drop off new paintings and pick up old for KBWS corner by NOON at the Fireweed Gallery
DEC 3	Fri	First Friday
DEC 4	Sat	NUTCRACKER FAIRE
DEC		KBWS CHRISTMAS PARTY - date and time TBA
JAN 8	Sat	FIRST MEETING of the NEW YEAR

REMEMBER to check your EMAIL UPDATES !!

JUDI BETTS WORKSHOP - application form

Thursday, Sept 8 through Sunday, Sept 11, 2011

Name _____
Address _____
City _____ State _____ Zip Code _____
Phone _____ Amount Enclosed _____



Kachemak Bay Watercolor Society presents

Judi Betts _____

2011 WATERCOLOR WORKSHOP

Watercolor Creative Realism

Cost for the workshop is \$275 which includes a 1 year membership to KBWS.

*Please send **APPLICATION FORM** and registration fee of \$100 non-refundable deposit to: Bev Macy, WORKSHOPS, KBWS, P.O.Box 98, Homer, Alaska 99603. Participants will be accepted in order in which deposit checks are received. If workshop is filled, deposit will keep the applicant on waiting list, to be refunded in the event a space does not become available.*

A confirmation will be sent upon receipt of the deposit. For additional information contact: Bev Macy 299-6229 <bdmacy1@juno.com>

MEMBERSHIPS ARE DUE from September to September. Please make sure your membership is up to date. _____

MEMBERSHIP INFORMATION

The Kachemak Bay Watercolor Society was formed to facilitate and promote watercolor arts. The society holds one general meeting and painting event per month to provide a platform for special programs focusing on watercolor and related issues. Membership is open to anyone interested in supporting watercolor arts. Membership dues are \$20 and paid on annual basis. For more information, please contact Tony Clawson 235-1576 or tclawson@acsalaska.net

KBWS BOARD OFFICERS _____

Co-Presidents, Donna Martin 235-6348
and Mary Bee Kaufman 299-2039
Vice President, Nina Burkholder 235-2631
Treasurer and Memberships, Tony Clawson 235-1576
KBWS Gallery corner, Nina Burkholder 235-2631
and Pat Wells 235-9030

Programs co-chairs, Paula Dickey 235-7953
and Mike Murray 235-0120
Workshop Committee
Bev Macy, chair 299-6229
Pat Wells, Marilyn Kirkham,
Nina Burkholder, Renee Jahnke

Member paintings

and Members painting

"Gull Island " by Mary Bee Kaufman



"Farmers Market" by Annella Campbell

Congratulations to Donna Schwanke. Her painting was given an Honorable Mention Award at the Alaska Watercolor Society Juried Exhibition displayed at the Anchorage Museum of History and Art



"Still Life " by Michael Murray



Lynda Reed

COLLABORATIVE PAINTINGS

As Michael Murray awaits the finished pieces of our "Anthony" collaborative, we are already planning another for the winter. The upcoming collaborative will be done on YUPO paper.