



KACHEMAK BAY WATERCOLOR SOCIETY Newsletter

SPRING 2010

P.O.Box 98
Homer, Alaska 99603
E-MAIL: kbws99603@gmail.com

VIEW the KBWS NEWS in COLOR on our blog <kbwsalaska.blogspot.com>
or at the Fireweed Gallery website <www.fireweedgallery.com>



Mike Murray

ANNUAL PLATE PAINTING SATURDAY, March 6 from 12 - 4 PM

at the Bunnell Street Art Gallery
at the end of Main Strteet by the bay

One of a kind plates, crafted by local artists and bisque fired - await an artist's brush with under glaze. Each plate will be part of a fund raising effort for programs such as artists in the schools through the Bunnell Art Center. It is a really great

program so we hope you can be there. The Bunnell Gallery web site has examples of plate projects to get an idea of previous years' works. If you can't make it to the paint-in that Saturday, you can still paint a plate. Materials are out on a table in the gallery and you can go there anytime during open hours and can even take one home to work on - just be sure to bring it back. *Bring ideas, old brushes, and brown bag lunch. See you there. For info call program co-chr. Mike Murray @ 235-0120*

VOLUNTEERS !!! FUN PROGRAMS and FRESH IDEAS!!!

*Please consider participating in our Open Board, as we expand to meet the needs of our members.
Contact: Nina Burkholder 235-2631*

Upcoming Programs for 2010

EMAIL PROGRAM UPDATES are available if you are online. If you are a computer-free family, please contact: Program co-chr. Mike Murray @ 235-0120 or Paula Dickey @ 235-7953

APRIL 3 Sat 12-4 PM

SCHOLARSHIP CARDS. Come add new work to our scholarship card collection. This will be at HCOA building.

MAY 7 Fri

KBWS ANNUAL SPRING SHOW, Fireweed Gallery

CLAUDIA'S LIBRARY The KBWS/ Claudia's Library is kept open at Paint Togethers. There is a wonderful collection of books, DVDs, and videos, including Janet Rogers' portrait DVD's. Mike Murray, Paula Dickey and the HCOA office have keys to the case.

14th ANNUAL SPRING SHOW

May 7th to June 2nd, 2010

Please direct your Spring Show questions to
Nina Burkholder, VP. KBWS & Spring Show Coord
235-2631 or < ninab@cosmichamlet.net >

IMPORTANT DATES TO REMEMBER

APRIL 1 THURS Send digital pictures, bios and artist statements for the Fireweed website to Nina Burkholder.

APRIL 19 MON Send digital pictures, bios and artist statements for inclusion in the local newspapers to Nina Burkholder.

MAY 3 MON

Framed paintings **MUST** be into the Fireweed Gallery by NOON. Attach (with tape) to back of frame, required information about paintings, including: Title of each piece, Artist's name, Framed under glass or plexiglas, and Asking price. Attach also a hardcopy of your bio and/or artists statement. Don't forget the KBWS Artists' Book. Please use. It contains the bios and art information on each of our members. If you are participating, please read the **SPRING SHOW RULES** below. THANK YOU!!!!!!

MAY 6 THURS Hang Show

MAY 7 FRI FIRST FRIDAY OPENING 5-7 PM.



Spring Chickadee by MB Kaufman
KBWS MINATURES SHOW


SPRING SHOW RULES

Any paid-up member may submit a watercolor work in the required format:

1. The work must be at least 50% water medium (no water-based oils).
2. Only original work done in the last two years and not previously shown in Homer is permitted.
3. Professional Presentation Required: Framing of two-dimensional works must be high quality, both front and back, with wire hangers only (or sturdy twine for Uniframes). Label the back specifying if the work is under glass (U/G) or under Plexiglas (U/P) as well as title, artist, medium, and removable price tag. Mats must be clean with no smudges or lint under the glass. Labels are found in the KBWS logbook. Artists are also encouraged to attach a business card or brochure to the back of the work.
4. One large painting (up to full-size watercolor sheet) or two smaller paintings may be exhibited (or the equivalent size in three-dimensional work). The gallery owner and coordinators reserve the right to disqualify any work which is not of the quality or content suitable for display.
5. Artists must log the work into the KBWS logbook, note "Show" in the code column, and prepare a label. Paintings must remain for the full month. The work may be displayed in the following month's corner if space allows. However, it is the artist's responsibility to check with the gallery and pick up work within three days of the show's closing or make other arrangements.
6. Participating artists give permission to KBWS for editorial use of their images. Contact Mary Bee Kaufman 299-2039 or marybeekbws@gmail.com with editorial questions.
7. The artist retains 70% of the sales price. Not-for-sale (NFS) items are allowed only if the artist makes prior arrangements with the gallery owner and agrees to pay a user-space fee amounting to 10 percent of the artist's insured value price.
8. Work must be delivered by 6:00 p.m. on Tuesday before the First Friday in May unless otherwise notified. Any work received after the hanging process begins will not be accepted.
9. Participating artists should agree to be available as part-time hosts during the opening reception.

SHIPPING

The Fireweed Gallery will ship items to customers at their standard rate.



Behind the Scenes

thoughts on preparing your artwork for hanging

by Michael Murray

As most of you know a painting is only part of the picture. Once we have completed a piece we want to share with others we determine the best way to present it – for watercolors this usually* means a matt, a frame, and glass or Plexiglas over the piece. (*there are exceptions to most every rule).

There are several choices you can make in this process from doing it all yourself to having it professionally done at a frame shop. Cost is often a factor as framing is an expensive undertaking or, if not, time consuming. Your time is of value as well.

The front of the piece should not have particles between the glass and the painting. The matt needs to be clean. Colored matting is fine except in most juried shows request neutral matting and simple frames. The glass or Plexiglas should be checked for prints, dust, etc. – this can be frustrating at times. Micro fiber cloths are good for cleaning and I often use disposable gloves when handling glass and or Plexiglas.

The painting generally is hinged from the top with artist's tape – I prefer the pre-stick type over the gummed linen that you have to dampen. You do not tape around the entire painting because a painting does expand and contract in the frame. If you tape it from the top it can “breathe”.

If you plan to hang your work in a gallery you need to secure picture wire to the back of the piece. Most people have been using eye screws and appropriate picture wire (which have various numbers of strands depending on the strength). Make certain your eye screws are secure in the frame (don't drill in too far or you might go through the frame – ouch!). The wire is extended from side to side through the eyes of the screws with a little play so that the wire creates an inverted V when hung. Pull on the wire – it should not slip. Check how close the wire goes to the top of the frame.

You need room for the hook to be covered by the frame so your high point should be at least an inch from the top – I try for an inch and a half or more on larger works. The eye screws should not be too far down on the back of the painting. I usually go down about 1/4th of the total height of the frame. If you go too far down the painting will pitch forward at an angle rather than flat against the wall.

I try to remember to put little pads at least on the bottom two corners of paintings. Some frames come with little soft plastic pads but the self-adhesive felt sliding pads you can get at a hardware store work fine. These protect the gallery walls from marks and scratches. They also help make the painting hang flatter against the wall.

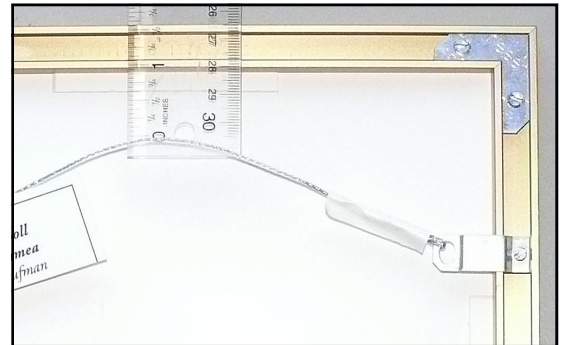
Some metal frames have special adjustable devices that allow you to move up and down and then tighten with a set-screw in lieu of eye screws. Check that they are secure.

I've found some rings that are hinged that work better than eye screws in some instances, but it is very important to make sure that whatever you use it is secure.

DO NOT USE THE TOOTHED HANGING DEVICE FOR GALLERY HANGINGS. They may work at home (maybe) but they are not dependable enough for a gallery.


There are times you may even have to invent a way to attach a wire. The important things to ask yourself; – Is it secure? Does it hang well? Does it show (it shouldn't)? Could it in any way damage the painting itself (wire rubbing, etc)?

You may have seen the word secure here a lot. It was on purpose!



Tape wrapped wire on metal frame. Note 1 1/2 inch distance between wire and top of frame.

Use felt pads on corners of frame to protect gallery walls.



Happy framing –(there are good books and videos on framing too). Michael

Painting Small: KBWS MINATURES Show



Marybee Kaufman
& Donna Rae Faulkner



"Sand Dollar"
by Donna Rae Faulkner



"Card Players" by Mike Murray




"Sunflowers"
by Renee Jahnke

Painting small has it's own set of challenges, from deciding what to leave in and what to leave out to how, to adequately and "securely" framing in a smaller format (see Mike Murray's article in "Behind The Scenes").

Opening for March, First Friday, the show contains 40 paintings each averaging 30 to 40 square inches, before framing. There is wonderful variety of shapes and colors, along with painting color and style, including Donna Rae Faulkner's watercolor on sand dollars (an invertebrate case made strong in very selective areas where wave activity hardens them and creates a solid foundation for painting).

For Georganne Phillips "small" is a part of her work as an artist. She paints trading cards which you can see on her "Picasa" photo site <www.picasaweb.google.com/georgannephillips> For the KBWS minatures show, her "Blue Rooftop" painting is postage size!




"Mr. Bill" by Carten Graupe

MINATURES SHOW at the KBWS Corner



"Blue Rooftop" postage-size
minature by Georganne Phillips,



"Aspen Trio" by Donna Martin



"Reach for the Peach" by Georganne Phillips

SHOWS

Fireweed Gallery

MAR **KBWS Small Paintings**, miniatures in the KBWS Corner
 MAR **A Circle of Women:** visual and literary collaborative exhibit by Christina Whiting & Jenny Martin
 APR **CHryl Lyons**, acrylic paintings
 MAY **KBWS 14th Annual Spring Show Exhibit of watercolors**
www.fireweedgallery.com

Picture Alaska Art Gallery

MAR **Original handmade dolls** by Mariska Wright
 APR **Andy Hehlin**, egg tempera artist
 MAY **Kurt Jacobson**, landscapes in oils
www.picturealaska.com

Bunnell Street Art Gallery

MAR **Jim Woodring**, cartoonist in residence
 MAR **PLATE PAINTING** until March 27
 APR **SUSAN JOY SHARE**
 APR 2&3 **Les Yeux Noirs**, French Gypsy jazz band
 MAY **Karen Franzen**, fiber art, and **Atz Kilcher**, baskets
www.bunnellstreetgallery.org

Ptarmigan Arts Back Room Gallery

MAR **Her-Story II**, a women's art show mixed invitational
 APR **Etching, engravings and Woodcuts**, Carolyn Seymour
 MAY **Reflections of Life on Kachemak Bay**
www.ptarmiganarts.com

Pratt Museum

through MAR 14 **The Big One: Earthquakes in the Pacific Northwest**
 MAR 16 - MAY 19 **Backyard Alaska**

Latitude 59

MAR **Sewing Circles of the Heart, Stitching Ourselves Together, Piece by Peace**, benefit for "Smile Train"




"View Across the Bay" by Michael Murray,
Minatures Show

Kenai Fine Arts Center
 MAR **Juried Exhibition**
 MAY **Small Shots Exhibition**,
 miniatures of all media
<http://www.kenai.net/finearts/>



"Fireweed" by Donna Rae Faulkner,
Minatures Show



Everyday
Matters

Michael Murray recently shared a remarkable book sent to him by Judi Betts (who will be teaching for the KBWS 2011 Workshop and the 2010 Fairbanks Summer Arts Festival). The author, Danny Gregory, has illustrated in his working field sketchbook, a journal of discovery, recovery, and daily life in the fascinating nuances of New York City. In the process of teaching himself to draw, he discovered things had color again, and value in life and his work. Avail at the Homer Bookstore.



You can see more of Donna Martin's paintings adjacent to the KBWS Corner and across from Jan Peyton's work. Congrats to Donna! Watercolorists ROCK!!!

Creative Opportunities

KBWS WORKSHOP SCHOLARSHIP GUIDELINES

A partial scholarship is available for the KBWS sponsored workshop. If you need financial assistance to attend this workshop, please submit a short statement describing your interest to KBWS Workshop Scholarship, PO Box 98, Homer, AK 99603; or e-mail to bdmacy1@juno.com, to be received by June 15, 2010. Decisions will be made by July 1. The scholarship recipient will be required to submit a non-refundable deposit of \$50 within two weeks of notification, and to complete a follow-up after the class.

For more information, please contact Bev Macy <bdmacy1@juno.com>

KACHEMAK BAY

LIFE DRAWING TUES. 6:30 - 9PM Bunnell Street Gallery

MAY : 14th Annual Kachemak Bay Watercolor Society Spring Show; *paintings due Mon., May 3, noon, Fireweed Gallery*

AUG 13 - 15 "Tidal Rhythms" Watercolor Workshop by Annie Olson and Assisted by Paula Dickey at Across the Bay Tent and Breakfast, contact 907-345-2571.

SEPT 16 - 19 KACHEMAK BAY WATERCOLOR SOCIETY SHARON TOWLE WORKSHOP

AROUND the KENAI PENINSULA

MAR Pam Mersch watercolor classes in Kenai: *Thursday, Friday and Saturdays, 12:30 to 2:30., Min of 2 in a class, Max of 4. \$20 per class. contact Donna Schwanke <raindrop@alaska.ne> or 262-5215*

MAY Kenai Fine Arts Center, Minature Exhibition, contact: KFAC 283-7040 or Marcia Beauchamp 260-4078

ANCHORAGE and FAIRBANKS

MAY 24 - 28 JANE HOFSTETTER WORKSHOP *Fairbanks Watercolor Society <http://www.fairbankswatercolor.org> for the form. For further information please contact Sherry Fisler at 907-479-5246 or 907-388-5239*

JUNE 4 slides due for AKWS Juried Exhibition; Prospectus: <http://www.akws.org/2010_Prospectus.pdf> or contact: Workshop Co-Chairs: Chris Zafren 346-2333 <zafren@alaska.com> or Nancy Angelini Crawford 373-5244 <angelinistudio@hotmail.com> **EXHIBIT Dates** Sept 26 - Nov 1

JULY 18 - AUG 1 : Fairbanks Summer Arts Festival; *contact: airbanks Summer Arts Festival, PO Box 82510, Fairbanks, AK 99708, 907-474-8869 <festival@alaska.net> or check out the website <<http://www.fsaf.org/>>*

AUG 2-6 Linda Doll Workshop, *Alaska Watercolor Society - Lura White - lura.white@att.net.*

SEPT 18 - 20 FAIRBANKS WATERCOLOR SOCIETY *Don Kolstad workshop, Dawn Crass Coordinator 457-4343 or <arctic_sunrise@hotmail.com>*

Summer Raft Trip for Artists

Copper River "WILDART WORKSHOP" Sketching, painting and journaling. June 24-30. Departing from Cordova. David Rosenthal, instructor. All levels. Non-artist friends and relatives also invited. 7 days/6 nights. \$200 per person deposit due April 30th to hold reservation. Total cost \$1575 Contact: Alaska River Expeditions <www.alaskarafters.com> or call Robin Irving 1-907-424-7238 or 1-800-776-1864. Alaska River Expeditions, P.O. Box 2233, Cordova, AK 99574-2233

MEMBERSHIP INFORMATION

The Kachemak Bay Watercolor Society was formed to facilitate and promote watercolor arts. The society holds one general meeting and painting event per month to provide a platform for special programs focusing on watercolor and related issues. Membership is open to anyone interested in supporting watercolor arts. Membership dues are \$20 and paid on annual basis. For more information, please contact Tony Clawson 235-1576.

KBWS BOARD OFFICERS

Co-Presidents, Donna Martin
and Mary Bee Kaufman
Vice President, Nina Burkholder
Treasurer, Tony Clawson

235-6348
299-2039
235-2631
235-1576


KBWS Gallery corner, Nina Burkholder
and Pat Wells
Programs co-chairs, Paula Dickey
and Mike Murray

235-2631
235-9030
235-7953
235-0120

CHRISTMAS PARTY 2009 at Donna Rae Faulkner's



Members gather together with 'Rembear' to celebrate the Christmas season and another great year of painting.




Howard Reed and Chick Deal are distracted (only momentarily) from Christmas treats by the phenomena of Christmas kaleidoscopic fractionals....

Sketching the Figure



Members sit or stand and sketch the model from varying perspectives.

Sketch on watercolor paper by Marybee.



Sketching the figure, whether by pencil or brush, keeps our perceptual skills honed. We thank Maria Santa Lucia's son, Anthony, for modeling during the February Paint Together.

Each sketch reflects a new perspective.



Mike Murray's foreshortened perspective.





KACHEMAK BAY WATERCOLOR SOCIETY
P.O.Box 98 Homer, Alaska 99603

“While I work I leave my body outside the door, the way moslems take off their shoes before they enter a mosque.”

----- Pablo Picasso

Send news items by May 20 to KBWS, P.O.Box 98, Homer, Alaska 99603. Thank you to all contributors and editors. Photos and reporting by Michael Murray and Lucy’s personal human valet...woof woof.....

SPRING 2010 Calendar

MAR 5	Fri.	KBWS MINATURES Show First Friday at the KBWS Corner 5-7 PM
MAR 6	Sat	PLATE PAINTING at the Bunnell Street Gallery
APR 1	Thurs	Spring Show digital pictures to Nina
APR 3	Sat	SCHOLARSHIP CARD PAINT TOGETHER at HCOA
APR 19	Mon	Information on Annual Show paintings to Nna
MAY 3	Mon	Paintings for SPRING SHOW must be to Fireweed Gallery by NOON
MAY 6	Thurs	Hang Show
MAY 7	Fri	13TH ANNUAL SPRING SHOW Fireweed Gallery 5-7 PM



*“Summer Chickadee”
by Mary Bee Kaufman,
Minatures Show*

REMEMBER to watch for EMAIL UPDATES each month!!....and

Fireweed Gallery

on the corner, 475 E. Pioneer Ave.

Homer, Alaska. Hours open:

10-7pm Mon-Sat, 11-5pm Sun

Winter 10:30-5:30 Mon-Sat

907-235-3411

art@fireweedgallery.com

